

*TYPICAL MEASUREMENTS SHOWN, EXACT DIMENSIONS DEPENDING ON OPTIONS AND TRUCK MANUFACTURER



The People You Know. The Products You Trust.




A8 Twister™

6 Cubic Yard High Dump Regenerative Air Sweeper

*Sweeper shown with optional equipment

- 2' to 12' Dump Height
- Extra Long Hand Hose Stroke Boom
- Full Function Display Control Panel
- Standard Tier 4 Final Engine



SWEEPING PATH

Pickup head only	90 in (2286 mm)
Pickup head and one side broom	117 in (2972 mm)
Pickup head and two side brooms	144 in (3658 mm)

CHASSIS

Mounts on various chassis to meet requirements

SWEEPER BODY

Construction	Welded 10-gauge stainless steel plate
Safety props	Lift spacers

INSTRUMENTATION

Auxiliary engine	Flat panel display; tachometer; hourmeter; voltmeter; temperature gauge; oil pressure gauge; warning icons
------------------	--

AUXILIARY ENGINE

Model/type	4045T in-line 4 cylinder
Aspiration	Tier 4 Final turbo-charged diesel
Manufacturer	John Deere
Displacement	275 cu in (4.5 L)
Brake horsepower	115 hp (86 kw) @ 2400 rpm
Torque	317ft. lb (430 Nm) @1500 rpm
Air cleaner	Centrifugal precleaner; dry type with safety element and restriction indicator
Oil filter	Full-flow/spin-on
Stroke	5 in (127 mm)
Bore	4.20 in (106 mm)
Compression ratio	19 to 1
Safety shutdown	Three-point automatic
Throttle control	Electronic

ELECTRICAL SYSTEM

Voltage	12 V
Sweeper engine alternator	65 amp

DUST SUPPRESSION SYSTEM

Type	High pressure/low volume
Capacity	250 gal (946 L)
Tank construction	Polyethylene filter; 200 mesh; cleanable
Fill diameter	2.5 in (63.5 mm)
Fill hose	25 ft (7620 mm)
Controls	Electric; in-cab



Dust suppression system cont'd

Nozzles	2 on each broom; 5 around suction head; 2 inside suction nozzle; 2 on front axle; 4 inside hopper
Water level gauge	In-cab

FAN SYSTEM

Type	Closed-face radial
Drive	Direct via 5 groove; banded power belt
Construction	Hardox steel
Balance	1.5 g on 2 sides
Diameter	32.75 in (832 mm)
Housing lining	Bolt-in corded rubber
Mounting	2 regreaseable sealed bearings
Vacuum enhancer	For heavy/light material; in-cab indicator

PICKUP HEAD:

Type	Dual chambered full-width blast orifice
Operating direction	Forward and reverse
Suspension	Adjustable spring balanced
Length	90 in (2286 mm)
Pressure hose diameter	14 in (355.6 mm)
Suction hose diameter	14 in (355.6 mm)
Hose construction	3/8 in (9.5 mm) wire-reinforced molded rubber
Head area	3240 sq in (20 903 sq cm)
Controls	Hydraulic raise and lower
Skids	Double wide tungsten carbide
Construction	Abrasion-resistant steel inlet and outlet transitions.

PAINT

One coat of sealer/primer and two coats of Dupont imron elite polyurethane in standard white color

SIDE BROOMS

Type	Vertical steel digger
Location	Right; left; forward of pickup head
Diameter	44 in (1118 mm)
Drive	Hydraulic
Suspension	Torque-sensing spring
Wear adjustment	Automatic

Side brooms cont'd

Pressure	Manual
Speed	Variable; non-reversing
Segments	5 each side; disposable
Tilt angle adjustment	Manual with optional in-cab controls

DEBRIS HOPPER

Volumetric capacity	6 cu yd (4.59 cu m)
Dump angle	50 degrees
Floor angle	0 degrees
Lifting	Twin hydraulic cylinders scissor-lift
Hopper dump door	Full height; full width open/close/lock hydraulically
Inspection doors	1 on left side of hopper
Dump height	24 in to 144 in high
Construction	Stainless steel floor; sides and roof

HYDRAULIC SYSTEM

Type	Dual output 2 section
Pump capacity	8 gpm @ 1800 rpm (30 lpm) per section for 16 gpm total
Drive	Direct gear
Maximum pressure	2750 psi (190 bar)
Reservoir	25 gal (94 L)
Filter	10 micron; spin on
Protection	Pressure relief valve
Controls	Electro-hydraulic

AUXILIARY HYDRAULIC SYSTEM

Type	Gear type; driven by electric motor
Function	Lower hopper; open/close hopper door; raise brooms and pickup head

Note: Design and specifications subject to change without notice.



Schwarze Industries, Inc.
1055 Jordan Road
Huntsville, AL 35811
800.879.7933
An Alamo-Group Company



800.879.7933

www.schwarze.com

A8 Twister™

6.0 Cubic Yard High Dump
Regenerative Air Sweeper

Ultra High Dump: Cleaner faster dumping with a 50 degree dump angle at 24" to 144" dump height

Saw Tooth Screens: Increased screen surface area eliminates the need for a screen vibrator and lowers cost of operation



PM 10 Certified: Meets AQMD 1186 requirements to pick up and contain harmful particulates

Abrasion Resistant Steel in Critical Wear Areas: For longer life expectancy

Long Stroke Boom: For more efficient use of hand hose



6.0 Cubic Yard Hopper Capacity: Increased hopper capacity for increased production and less dumps

Swivel Control Console: For easy operation



Reduced Noise Levels: Reduces operator stress & increases ability to operate in noise sensitive areas

Ultra Bright Class 1 Strobes: On rear and side of hopper and engine compartment



Stainless Steel Hopper: For long lasting performance

Whisper Wheel™ Fan System: 70% quieter, uses 20% less fuel and 7% more powerful than an open face fan design

Fast Hydraulics: Reduces stabilizer and hopper lift cycle times



Heavy Duty Dual Engine Access Doors: Provide full access to engine for easy daily maintenance at ground level

Bolt in Pressure & Transition Tubes: Ease of maintenance


Optional Equipment:

- 8" auxiliary hand hose
- 600 gallon water tank on longer chassis

Sweeps-in-Reverse™: Eliminates the need for the operator to raise the pickup head to reverse

Custom Made-to-order Hydraulic Hoses: Reduces contamination in hydraulic system & reduces downtime

Recessed Side Broom Discs with Shielded Broom Motor: Reducing the chance of string and twine wrapping around side broom motor shaft



Optional Equipment: Side Broom Extension Override™: Increased usability of side brooms and expands the versatility in various applications, while eliminating the need for a center broom

Camera System: Remote cameras with in-cab video monitor and sound suppression system

Optional: Up to 3 cameras

Optional: Down pressure control

Sweeper Engine: Standard with John Deere 115hp Tier 4 Final low emission engine



90"x36" Pickup Head: Increased productivity with a larger area of influence (quicker transfer and no bulldozing)

Standard 12V DC Hydraulic Pump: Able to raise and lower the pickup head, brooms & hopper without the use of the auxiliary engine

AMERICAN BUILT - AMERICAN MADE




Cul-De-Sac Sweeping



Extreme High Dump



Street Sweeping



Also Available from Schwarze Industries, Inc:



*Optional Equipment Shown



Parts Availability: Schwarze original equipment parts are available when you need them.



Empowered and Responsive: Schwarze People are valued for their commitment to our future.



Schwarze Products: Engineered for enhanced performance and low ownership cost.



Warranty Support: Schwarze people are on duty to support you and your equipment.

Schwarze equipment is guaranteed to be free from defects due to faulty materials and/or workmanship for a period of 12 months, or 1200 hours. Liability is limited to replacement of defective parts at factory or authorized dealer. The standard warranties of the chassis and auxiliary engine manufacturer shall apply.